

Intelligent automation skills

A Blue Prism Intelligent Automation Skill is an item of functionality, such as a pre-configured connection to an external service or capability, that has been branded and packaged for use in a Blue Prism process automation. Skills packages typically contains a web API definition but can also include any number of objects, processes, and credentials, that support the use of the API definition. Packages can be imported into Blue Prism and subsequently used as stages in objects and processes, providing a quick and effective way of interacting with different technologies without the overhead of having to create and configure the required Blue Prism items.

The following features facilitate the use of Intelligent Automation Skills in the Blue Prism client:

- Skill packages, with the .bpskill file type, can be imported into Blue Prism using the File > Import function.
- The Skills > Management screen lists all imported skills and provides controls to enable, disable, and find references.
- The Skills toolbar in Object Studio and Process Studio provides access to all enabled skills, utilizing drag-and-drop functionality to add skills to business objects and processes.
- The Import Skill, Manage Skill, and View Skill permissions can be enabled for user roles.

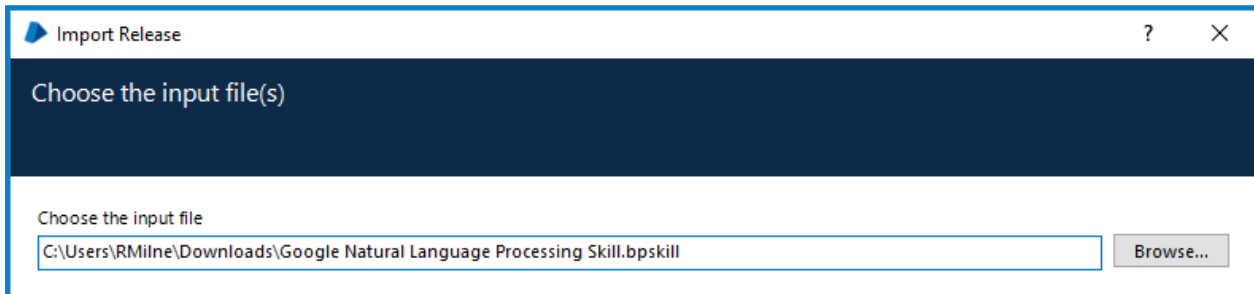
Skills packages can be downloaded from the [Blue Prism Digital Exchanged \(DX\)](#).

Import a skill

Blue Prism Skill packages are in the BPSKILL file format and can be imported through the Blue Prism user interface or by using the command line.

User interface import

Select **File > Import** and locate the required Skill.



Imported Skills are listed in the System tab under **Skills > Management**.

Home	Studio	Control	Analytics	Releases	System		
System							
Skills - Management							
Processes	Objects	Skills	Management	Resources	Workflow		
Security	Audit	System					
Name	Category	Provider	Version	Previous Versions	Web API	Enabled	
Microsoft: Text Analytics	Knowledge and Insight	Blue Prism	1.0	0	Microsoft: Text Analytics	<input checked="" type="checkbox"/>	Find References
Google: Natural Language Process	Knowledge and Insight	Blue Prism	1.0	0	Google: Natural Language Process	<input checked="" type="checkbox"/>	Find References
Microsoft: Vision	Visual Perception	Blue Prism	1.0	0	Microsoft: Computer Vision	<input type="checkbox"/>	Find References
Google: Translation	Knowledge and Insight	Blue Prism	1.0	0	Google: Translation	<input checked="" type="checkbox"/>	Find References
Google: Computer Vision	Visual Perception	Blue Prism	1.0	0	Google: Computer Vision	<input checked="" type="checkbox"/>	Find References

Command line import

Open a command prompt and use the following command:

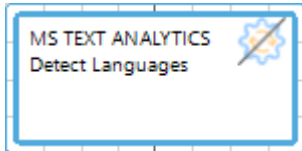
```
AutomateC.exe /importrelease "[file path]"
```

For example:

```
AutomateC.exe /importrelease "C:\Users\RMilne\Downloads\Google Natural Language Processing Skill.bpskill"
```

Managing skills

All imported Skills are listed in **System > Skills > Management**. This screen includes the latest version of all imported Skills and provides controls to enable and disable them. Skills that are not enabled cannot be used anywhere in the system and are not visible in the Skills toolbar. Skills that are already referenced in objects or processes when they are disabled, remain visible as a stage but cause an error when called. A disabled Skill is denoted by a strike through Skill icon.



The Web API used by the Skill is listed in the Skills Management screen. If the associated Web API is not enabled, any Skill that uses that API is automatically disabled as indicated by a warning icon in the Web API column. The Skills themselves can also be enabled and disabled using the appropriate check box.

Skills - Management							
Name	Category	Provider	Version	Previous Versions	Web API	Enabled	
Microsoft: Text Analytics	Knowledge and Insight	Blue Prism	1.0	0	⚠ Microsoft: Text Analytics	<input type="checkbox"/>	Find References
Google: Natural Language Processing	Knowledge and Insight	Blue Prism	1.0	0	Google: Natural Language Pr...	<input checked="" type="checkbox"/>	Find References
Microsoft: Vision	Visual Perception	Blue Prism	1.0	0	Microsoft: Computer Vision	<input checked="" type="checkbox"/>	Find References
Google: Translation	Knowledge and Insight	Blue Prism	1.0	0	Google: Translation	<input checked="" type="checkbox"/>	Find References
Microsoft: Translation	Knowledge and Insight	Blue Prism	1.0	0	Microsoft: Translate	<input checked="" type="checkbox"/>	Find References
Google: Computer Vision	Visual Perception	Blue Prism	1.0	0	Google: Computer Vision	<input checked="" type="checkbox"/>	Find References

The following options are also available from the *Skills - Management* screen:

- To view any previously installed versions of a Skill, click the link in the Previous Versions column of the appropriate skill.
- To view a list of objects and processes in which the Skill is used, click the **Find references** link for the appropriate skill.

Associated Web APIs

In the **System > Objects > Web API Services** screen, the Skills column lists the Skills in which the API is used.

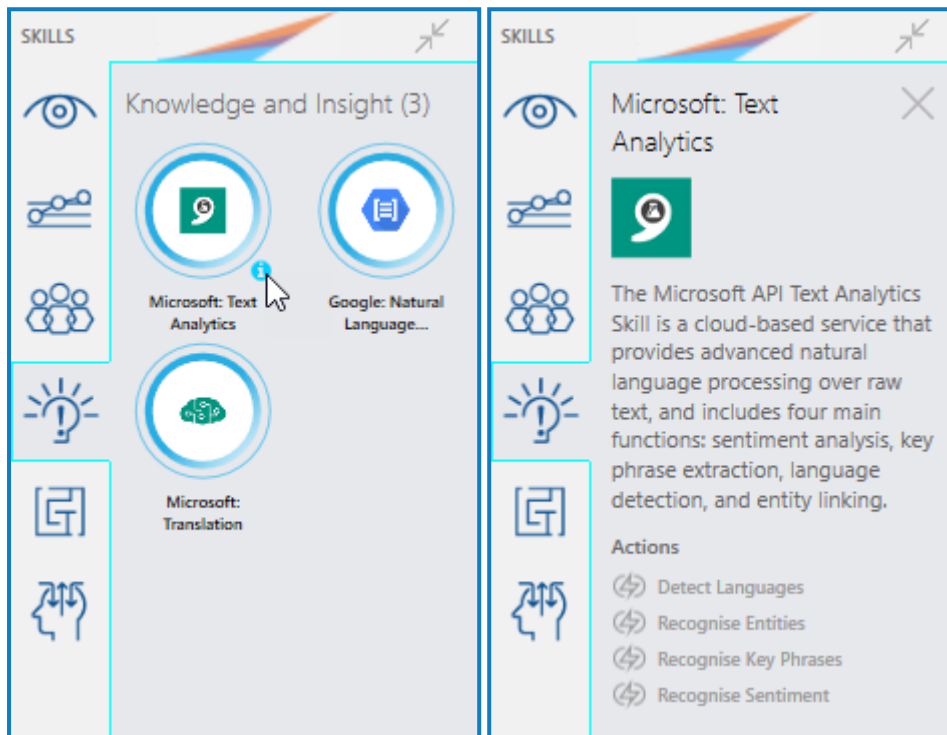
Objects - Web API Services				
Enabled	Name	Number of Actions	Last Updated	Skills
<input type="checkbox"/>	Microsoft: Text Analytics	4	08/11/2018	Microsoft: Text Analytics
<input checked="" type="checkbox"/>	New Web API Service	1	04/10/2018	
<input checked="" type="checkbox"/>	Microsoft: Computer Vision	7	08/11/2018	Microsoft: Vision
<input checked="" type="checkbox"/>	Google: Translation	4	08/11/2018	Google: Translation
<input checked="" type="checkbox"/>	Microsoft: Translate	1	08/11/2018	Microsoft: Translation
<input checked="" type="checkbox"/>	Google: Natural Language Processing	5	08/11/2018	Google: Natural Language Processing
<input checked="" type="checkbox"/>	Google: Computer Vision	8	09/10/2018	Google: Computer Vision
<input checked="" type="checkbox"/>	Send Files	1	01/10/2018	

Skill in objects and processes

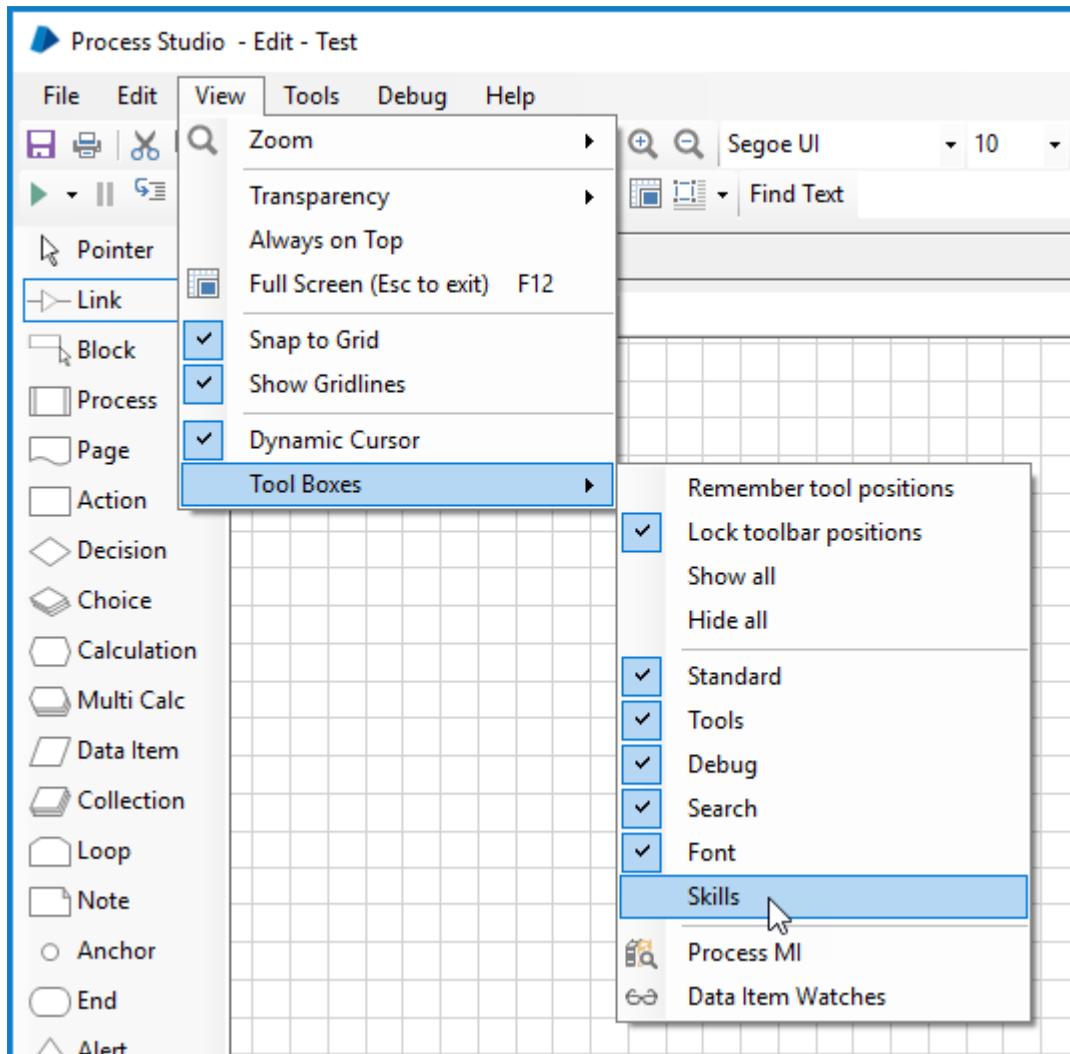
The skills toolbar

When a Skill has been imported into Blue Prism, the Skills toolbar displays automatically in Object Studio and Process Studio. The Skills toolbar contains every Skill that has been imported into the database, listed under the appropriate category.

Hovering over a Skill displays an information icon that, when clicked, provides information about that particular Skill.

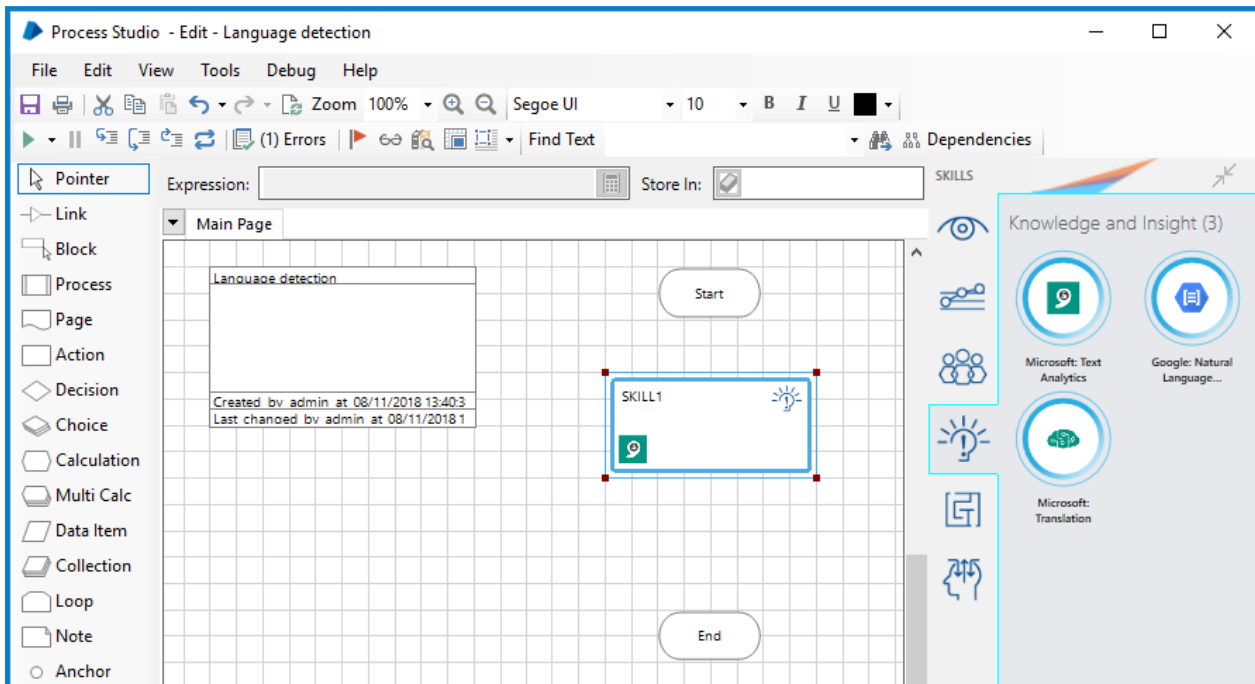


If there are no skills in the database, the Skills toolbar does not display by default. However, the toolbar can be enabled and disabled at any time from the View menu in Object Studio and Process Studio.

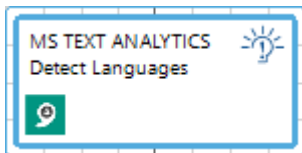


Add a skill to an object or process

In Object Studio and Process Studio, Skills are added in the same way as any other stage – drag-and-drop the required skill from the toolbar.



Skills in an object or process are instantly recognizable by a thicker, colored border and the inclusion of the Skill and category icons.



Double click the Skill stage to configure. Although the Web API is pre-selected and cannot be changed, any associated Action can be selected and configured.

